

STUDENT'S WORKSHEETS

FOUNDATIONAL PROGRAMME FOR LITERACY,
NUMERACY AND SKILLS

INSTRUMENTAL MUSIC

GRADE 8

**TITLE OF CARD: RHYTHM IN WORDS AND
NUMBERS**

STUDENT'S CARD 5

**MOE
MAHATMA GANDHI INSTITUTE
2026**

TABLE OF CONTENT

Student's Worksheets.....	ii
Introduction.....	1
PART 1 - Laya and its types	
PART 2 - Layakari	
Activity 1.....	3
Worksheet.....	6
Student Self-Assessment.....	7

GRADE 8

STUDENT'S WORKSHEETS

CARD 5

Title of Card: **Rhythm in words and numbers**



Introduction

In this lesson, you will learn two important rhythm concepts in Indian music: **Laya** and **Layakari**. Laya is the steady speed or tempo of music. Layakari means creating rhythmic variations within that same steady tempo by changing how the bols (syllables) are grouped inside each beat. Through clapping and reciting syllables in different speeds, you will practise maintaining a steady laya while performing rhythmic variations to develop better timing, coordination, and rhythmic control. The activity included is designed to develop rhythmic awareness, literacy and numeracy skills through an interactive and engaging approach. By associating rhythmic values with syllables from familiar words, you can intuitively grasp musical rhythms and notation while reinforcing language and mathematical skills.

PART 1 - LAYA and its types

You must be able to:

- Recall what is laya?
- List the 3 types of laya.



Demonstrate these 3 types of *laya* and provide examples.

PART 2 - LAYAKARI

What is Layakari?

Layakari is a combination of two words, "**laya**" and "**kari**". "Laya" means speed and "**kari**" means to work on rhythms.

Layakari is the action of doing rhythmic variations with reference to the basic laya. This is done in terms of the ratio of beats actually played to the basic beats.

Various types of laya can be adjusted to the basic laya, which are as follows:

- Ekgun - Basic laya
- Dugun - Double speed
- Tigun - Triple speed
- Chawgun - Quadruple speed.

EKGUN

It is the basic laya established by a performer.

MATRA	1	2	3	4
ACTION				

DUGUN

It is the double speed of the basic laya (ekgun) set by the performer.

MATRA	1 2	3 4	1 2	3 4
ACTION				

Note: (Optional) Depending on your level, your teacher may also teach you notation and padhant in Tigun and Chawgun.

TIGUN

It is the triple speed of the basic laya (ekgun) set by the performer.

CHAWGUN

It is the quadruple speed of the basic laya (ekgun) set by the performer.



ACTIVITY 1

RHYTHM AND GAMES

Procedures:

1. Rhythmic variations

- Listen attentively while the teacher introduces rhythm and rhythmic variations (Single, double - optional: triple and quadruple speeds).
- You will learn how to notate and recite numbers in Ekgun and Dugun.

Double speed:	Beats	1	2	3	4
	Syllables	12	34	12	34

FOR EXAMPLE:

Ekgun (Single speed):	Beats	1	2	3	4
	Syllables	1	2	3	4

Dugun (Double speed):	Beats	1	2	3	4
	Syllables	12	34	12	34

OPTIONAL

Same principle applies for triple and quadruple speeds (NUMERACY)

2. Connecting rhythm to words

You will brainstorm words based on a given theme (for example, fruits). You will then break each word into syllables and match the syllables to the correct rhythmic values. Count the syllables carefully and align them with the appropriate beat pattern.

For example, with the use of names of Fruits: (LITERACY)

- One syllable (Pear, Grapes...)
- Two syllables (Ap-ple, Me-lon...)
- Three syllables (Ba-na-na, Pine-ap-ple, Blue-be-rry...)
- Four syllables (Wa-ter-me-lon, Av-o-ca-do...)

3. Notation of these fruit names into rhythmic patterns:

Single speed:	Beats	1	2	3	4
	Syllables	1	2	3	4
	Fruit Names	Pear	Pear	Pear	Pear

Double speed:	Beats	1	2	3	4
	Syllables	12	34	12	34
	Fruit Names	Ap-ple	Ap-ple	Ap-ple	Ap-ple

OPTIONAL

Triple speed:	Beats	1	2	3	4
	Syllables	123	412	341	234
	Fruit Names	Ba-na-na	Ba-na-na	Ba-na-na	Ba-na-na

Quadruple speed:	Beats	1	2	3	4
	Syllables	1234 ~~~~~	1234 ~~~~~	1234 ~~~~~	1234 ~~~~~
	Fruit Names	A-vo-ca-do ~~~~~	A-vo-ca-do ~~~~~	A-vo-ca-do ~~~~~	A-vo-ca-do ~~~~~

4. You will be divided into groups of 4, each assigned one rhythmic variety. Each group shall combine and recite these words to create a rhythmic sequence as shown in the notation.
5. You will be required to clap, tap, or play rhythmic patterns using body percussion or musical instruments. (SKILLS)

Worksheet

Instructions for Students

- Identify the syllables in spelling your name and your friend's name.
- Find out the rhythm that matches the name.
- Fit the syllables in a time cycle of 4 beats.
- An example has been worked out for you.

Example				
Name: <i>Christopher</i>				
Syllables: <i>Chris-to-pher (1-2-3)</i>				
No of beats	1	2	3	4
Syllables	<i>123</i>	<i>123</i>	<i>123</i>	<i>123</i>
Name	<i>Chris-to-pher</i>	<i>Chris-to-pher</i>	<i>Chris-to-pher</i>	<i>Chris-to-pher</i>




Your Name				
Name:				
Syllables:				
No of beats	1	2	3	4
Syllables				
Name				

Your Friend's Name				
Name:				
Syllables:				
No of beats	1	2	3	4
Syllables				
Name				



STUDENT SELF-ASSESSMENT

Rate yourself by ticking only one box out of the 3 options provided

Profiling: (Tick Appropriately) Lesson 5 - Laya/Layakari; MY PROGRESS?			
			
	Good	Satisfactory	Needs Improvement
What have i learnt?			
Define and explain the terms Laya and Layakari clearly and correctly...			
Identify the three types of Laya (Vilambit, Madhya, Drut).			
Explain and demonstrate Ekgun and Dugun.			
Maintain a steady beat while clapping or tapping.			
Perform rhythmic variations (single, double, triple, quadruple speeds) correctly.			
Match word syllables to appropriate rhythmic values accurately.			
Use technical terms such as "tempo", "subdivision", "beat", and "laya" correctly and confidently.			



**MOE
MAHATMA GANDHI INSTITUTE
2026**